

LUXFER HOLDINGS (NYSE: LXFR) FACT SHEET

AS OF Q1 2022



LUXFER is a global industrial company innovating niche applications in materials engineering. Using its broad array of proprietary technologies, Luxfer focuses on value creation, customer satisfaction, and demanding applications where technical know-how and manufacturing expertise combine to deliver a superior product.

Our solutions help save lives, keep the environment cleaner, and make businesses more efficient and productive. We estimate the addressable market for our products is approximately \$10 billion. We maintain strong competitive positions in our end markets and enduring customer relationships forged over many years.

THREE-PHASE

Company Transformation
2017 - Present

1

Simplification:
Better positioned for growth
2017 - 2018

2

Culture and Cost Transformation:
Pursuing continuous improvement
2018 - 2021

3

Organic and Inorganic Growth:
Commercial excellence, new products, and capital deployment
Now

BUSINESS SEGMENTS DESCRIPTIONS, END MARKETS & APPLICATIONS

ELEKTRON:

MAGNESIUM

Innovation leader in the use of magnesium for unique, high-performance niche applications, lightweight alloys, and flameless heating technology.

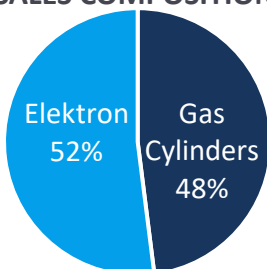
End Markets & Applications: Defense, Disaster Relief, Aerospace, Industrial, Medical

ZIRCONIUM CATALYSTS

Expertise in high-performance specialty zirconium-based solutions for a broad range of applications.

End Markets & Applications: Automotive Catalysis, Industrial Catalysis, Water Purification, Coatings, Pharmaceuticals

SALES COMPOSITION¹



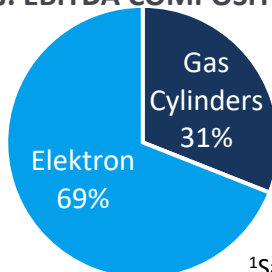
GAS CYLINDERS:

HIGH PRESSURE COMPOSITE CYLINDERS

World's largest manufacturer of high-pressure composite cylinders with innovative manufacturing that employs proprietary materials and processes to produce lightweight, durable, and corrosion-resistant designs.

End Markets & Applications: CNG/Hydrogen Vehicles and Transportation, SCBA, Life Support, Medical, Aerospace

ADJ. EBITDA COMPOSITION¹



¹Sales and Adj. EBITDA Composition based on last 12 months.



COMPANY SNAPSHOT

SUMMARY FINANCIAL DATA

MARKET CAP (as of 4/29/2022)

\$442M

NET SALES (last 12 months)

\$386M

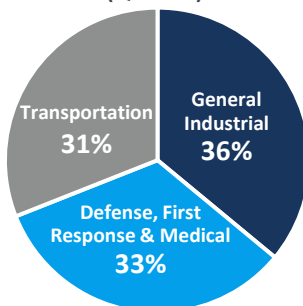
NET DEBT/ADJ. EBITDA

1.1x

ROIC ON ADJ. EARNINGS

15.5%

END MARKET EXPOSURE (Q1 2022)



ESG



NOVEMBER 2020:

Released inaugural [Environmental, Social and Governance Report](#) and established 2025 Environmental Goals

HIGHLY-ENGINEERED INDUSTRIAL MATERIALS COMPANY SERVING NICHE MARKETS