

We help to create a safe, clean and energy-efficient world

LUXFER is a global industrial company innovating niche applications in materials engineering. Our products help save lives, keep the environment cleaner, and make the world more energy efficient. We maintain strong competitive positions in our end markets and enduring customer relationships forged over many years.

Using our broad array of proprietary technologies, Luxfer focuses on value creation, customer satisfaction, and demanding applications where technical know-how and manufacturing expertise combine to deliver a superior product. We estimate the addressable market for our products at approximately \$10 billion.

ADVANCING OUR GROWTH STRATEGY

- 1** Portfolio Simplification: 2017 - 2020
 - 2** Cost Transformation: 2018 - 2023
 - 3** Highway to Growth: 2023 & Beyond
- Organic and inorganic growth
 - Commitment to excellence
 - Investing in people

BUSINESS SEGMENTS DESCRIPTIONS, END MARKETS & APPLICATIONS

ELEKTRON:

MAGNESIUM

Innovation leader in the use of magnesium in high-performance, lightweight materials, flameless heating technology, and other niche applications.

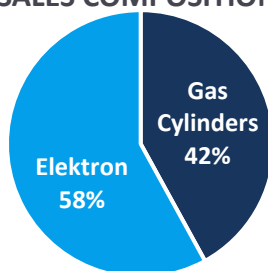
End Markets & Applications: Defense, Disaster Relief, Aerospace, Industrial, Medical

ZIRCONIUM CATALYSTS

Expertise in high-performance specialty zirconium-based solutions for a broad range of applications.

End Markets & Applications: Automotive Catalysis, Industrial Catalysis, Water Purification, Coatings, Pharmaceuticals

SALES COMPOSITION¹



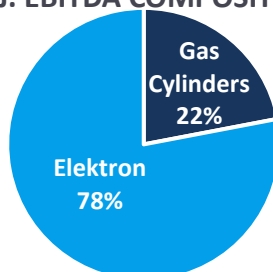
GAS CYLINDERS:

HIGH PRESSURE COMPOSITE CYLINDERS

World's largest manufacturer of high-pressure composite cylinders with innovations in manufacturing to produce high-performance, lightweight, durable, and corrosion-resistant cylinders.

End Markets & Applications: CNG and Hydrogen Vehicles and Transportation, Firefighter Breathing Apparatus, Medical, Aerospace

ADJ. EBITDA COMPOSITION¹



¹Sales and Adj. EBITDA Composition as of Q2 2022.

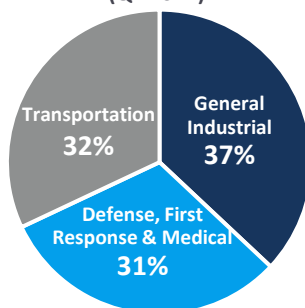


COMPANY SNAPSHOT

SUMMARY FINANCIAL DATA

- MARKET CAP** (as of 8/1/2022)
\$457M
- NET SALES** (last 12 months)
\$396M
- NET DEBT/ADJ. EBITDA**
1.2x
- ROIC ON ADJ. EARNINGS**
14.5%

END MARKET EXPOSURE (Q2 2022)



ESG



NOVEMBER 2020:

Released inaugural [Environmental, Social and Governance Report](#) and established 2025 Environmental Goals